

Government of the People's Republic of Bangladesh
Ministry of Planning

Implementation Monitoring and Evaluation Division


Monthly Implementation Progress Review Meeting IMED: 05/2003 (Revised)
of ADP included Project of the Year 2020-2021 Monthly Progress Report

Reporting period: December, 2020

**Name of the Ministry /Division / Organization: Ministry of Agriculture /
Bangladesh Rice Research Institute
(BRRI).**

(Taka in lakh)

Name of the Project	Allocation for the Year 2020-2021			Taka released (GOB)	Expenditure up to December , 2020 & % of allocation		
	Total	Taka	Project Aid (RPA)		Total	Taka	Project Aid (RPA)
1	2	3	4	5	6	7	8
a. Main Programme							
1. Strengthening Physical Infrastructure and Research Activities of Bangladesh Rice Research Institute (2 nd Revised)	2100.00	2100.00	-- (-)	550.00 (550.00)	550.00 (26.19%)	550.00 (26.19%)	- (-) (-)
2. Strengthening Farm Machinery Research Activity for Mechanized Rice Cultivation	1200.00	1200.00	- (-)	600.00 (600.00)	360.00 (30.00%)	360.00 (30.00%)	
Sub Total:	3300.00	3300.00	- (-)	1150.00 (1150.00)	910.00 (27.58%)	910.00 (27.58%)	- (-) (-)
b. Technical Assistance Programme							
Sub-Total:	-	-	-	-	-	-	- (-) (-)
c. Organization's Self Financed Programme							
Sub-Total:	-	-	-	-	-	-	-
d. Food Aided Programme:							
Sub-Total:	-	-	-	-	-	-	-
Grand Total:	3300.00	3300.00	- (-)	1150.00 (1150.00)	910.00 (27.58%)	910.00 (27.58%)	- (-) (-)


 (মুঃ মুশিরুল ইসলাম)
 প্রধান পরিকল্পনা কর্মকর্তা
 পরিকল্পনা ও মূল্যায়ন বিভাগ
 বাংলাদেশ রিসার্চ ইনস্টিটিউট
 ২০২০-২০২১

Government of the People's Republic of Bangladesh
Ministry of Planning
Implementation Monitoring and Evaluation Division

Monthly Implementation Progress Review Meeting
of ADP included Project of the Year 2020-2021

IMED: 05/2003 (Revised)
Monthly Progress Report

Reporting period: December, 2020


Name of the Ministry /Division / Organization: Ministry of Agriculture/Bangladesh Rice Research Institute

1. Name of the Project : Strengthening Physical Infrastructure and Research Activities of Bangladesh Rice Research Institute (2nd Revised).
2. Main objectives of the Project : The main objective of the project is to develop physical facilities and capacity building of BRRI research activities for developing appropriate rice varieties to sustain self sufficiency in food as well as food and nutritional security for an ever increasing population.
3. Implementation Period : a. Original 01-01-2016 to 30-06-2020 b. Revised(2nd) 01-01-2016 to 30-06-2021
4. Location of the Project : Gazipur, Faridpur, Gopalganj, Rajshahi, Sirajganj, Rangpur, Satkhira, Kushtia, Barisal, Habiganj, Comilla, Feni (Taka in lakh)
5. Source of Funding (with amount) : GoB Project Aid
Original : 20,943.69 -
Revised (1st) : 24085.00 -
Revised (2nd) : 26330.00 -
6. Estimated Cost (Taka in lakh)
- | | Total | Taka | Project Aid (RPA) | Physical % of the Project |
|--|-----------|-----------|-------------------|---------------------------|
| a. i. Original | 20,943.69 | 20,943.69 | - (-) | 100.00% |
| ii. Revised (1 st) | 24085.00 | 24085.00 | - (-) | - |
| iii. Revised (2 nd) | 26330.00 | 26330.00 | -(-) | - |
| b. Cumulative Progress upto last June | 21989.86 | 21989.86 | - (-) | 90.00% |
| c. Current year's allocation and Physical Target | 2100.00 | 2100.00 | - (-) | 10.00% |
| d. Progress of current month | 126.00 | 126.00 | - (-) | 1.00% |
| e. Progress upto the current month of the year | 550.00 | 550.00 | - (-) | 6.00% |
| f. Fund released upto the current month | 550.00 | 550.00 | - (-) | - |

7. Quarterly Financial and Physical:

(Taka in lakh)

Items	1st Quarter		2nd Quarter		3rd Quarter		4th Quarter	
	Financial	Physical	Financial	Physical	Financial	Physical	Financial	Physical
1	2	3	4	5	6	7	8	9
a. Target	275.00	1.90%	275.00	2.10%	275.00	2.90%	275.00	3.10%
b. Achievement (Physical Progress as the % of Total project)	270.00	3.50%	280.00	2.50%	-	-	-	-



8. Target and Achievement of the main components of the Project:

(Taka in lakh)

Sl. No	Work component as per DPP (With quantity)	Estimated cost	Achievement upto last June		Target of the current year		Progress upto the month of December, 2020 of the current year	
			Financial	Physical (% of the component)	Financial	Physical (% of the component)	Financial	Physical (% of the component)
1	2	3	4	5	6	7	8	9
1.	Pay & Allowance of 9 Manpower	262.55	145.76	0.63% (55.52%)	18.50	0.17% (7.05%)	12.42	0.10% (4.86%)
2.	Supplies and Services (L.S)	352.78	332.17	0.80% (94.16%)	32.70	0.30% (9.27%)	31.50	0.22% (6.75%)
3.	Adaptive Trials and Demonstration (510 Nos.)	376.00	295.00	1.26% (78.46%)	49.00	0.45% (13.03%)	49.00	0.39% (9.44%)
4.	Training (3 days - 250, 6 days - 875, 1 day - 4320; Total - 5445 Nos.)	160.37	134.11	0.54% (83.63%)	13.05	0.13% (8.14%)	13.05	0.13% (8.14%)
5.	Manpower Development (Ph.D - 10, 3 months abroad - 10, Project Mgt training - 20, Exposure visit - 20; Total - 60 Nos.)	352.00	214.11	1.07% (60.83%)	12.00	0.11% (3.41%)	12.00	0.06% (2.14%)
6.	Seminar, Conference, Workshop (5 Nos.)	25.00	14.00	0.07% (56.00%)	1.00	0.009% (4.00%)	-	-
7.	Consultancy (L.S)	166.75	135.00	0.47% (80.96%)	10.75	0.10% (19.04%)	10.75	0.04% (6.45%)
8.	Repair and Maintenance (Lab and office building at H/Q and R/S; Total - 6000 sqm.)	440.43	440.43	2.29% (100.00%)	-	-	-	-
9.	Repair and Maintenance (Residential buildings at H/Q and R/S; Total - 16000 sqm.)	697.18	697.18	3.03% (100.00%)	-	-	-	-
10.	Renovation of Threshing Floor, Seed Store and Auditorium at H/Q (Total - 3000 sqm.)	384.35	316.14	1.05% (82.25%)	12.00	0.11% (3.12%)	12.00	0.11% (3.12%)
11.	Renovation of Deep Water Research Field (Total - 7060 sqm.)	79.00	78.40	0.32% (100.00%)	-	-	-	-
12.	Repair and Maintenance (Dormitory. 1 and 2, Total - 16000 sqm.)	276.37	176.37	0.83% (63.82%)	20.00	0.18% (7.24%)	20.00	0.18% (7.24%)
13.	Repair and Maintenance (Vehicles, Machineries, Lab equipment and Office equipment H/Q and R/S - L.S)	169.50	156.17	0.63% (92.13%)	31.00	0.28% (18.29%)	31.00	0.26% (16.32%)
14.	Procurement of Vehicles (Jeap - 11, Minibus - 2, Bus - 2, Motor cycle - 22; Total - 37 Nos)	981.54	981.54	4.08% (100.00%)	-	-	-	-
15.	Procurement of Machineries and Lab Equipment (Total - 251 Nos)	518.43	510.73	3.27% (98.83%)	-	-	-	-
16.	Procurement of Computer and Office Equipment (Computer - 100, Photocopier - 10, ATIZ Book Drive - 1, SOFTLINE Circulation Desk - 1; Total - 112 Nos)	75.50	75.50	0.25% (100.00%)	-	-	-	-
17.	Furniture, Other Machineries and Equipment (L.S)	67.42	65.25	-	7.15	-	-	-

২০ ডিসেম্বর ২০২০

(মুঃ মুনিরুল ইসলাম)
 প্রকল্প পরিচালক
 বিশ্ব কোষ সুবিধাদি ও গবেষণা কার্যক্রম বৃদ্ধিকল্প প্রকল্প
 ব্রি, গাজীপুর।

(Taka in lakh)


Sl. No	Work component as per DPP (With quantity)	Estimated cost	Achievement upto last June		Target of the current year		Progress upto the month of December, 2020 of the current year	
			Financial	Physical (% of the component)	Financial	Physical (% of the component)	Financial	Physical (% of the component)
1	2	3	4	5	6	7	8	9
18.	Land Acquisition (Gopalganj – 10 acres, Sirajganj - 10 acres, Kustia - 10 acres; Total – 30 acres)	7658.41	7657.96	31.12% (100.00%)	-	-	-	-
19.	Construction of Research Field/Plot Development at H/Q and R/S (Total 91000 cum)	817.33	374.80	1.29% (45.98%)	229.99	0.64% (8.56%)	58.00	0.43% (5.69%)
20.	Construction of Central Lab at HQ (Total – 4000 sqm)	1680.00	1145.00	4.32% (68.15%)	257.50	1.82% (31.85%)	80.00	1.65% (22.63%)
21.	Construction/ Vertical Extension of Lab - Cum Office/ Office at R/S (Total – 3500 sqm)	1340.68	960.86	4.06% (71.67%)	186.46	0.23% (28.33%)	-	0.10% (12.64%)
22.	Plant Breeding Field Lab at H/Q. 800 Sqm and Field Office, Field Lab and Store at Barisal R/S – 400 sqm.	370.46	370.46	1.46% (100.00%)	-	-	-	-
23.	Director's Residence Building at H/Q – 371.75 sqm.	162.00	152.00	0.73% (95.00%)	16.37	0.09% (5.00%)	-	-
24.	Construction of New Single Accommodation for Officer and Staff at H/Q – 608 sqm and Satkhira R/S – 280 sqm.	347.38	320.38	1.17% (92.23%)	3.89	0.10% (3.11%)	5.68	0.05% (1.56%)
25.	Construction/ Vertical Extension of Single Accommodation for Officer and Staff at H/Q – 1524 sqm, R/S – 2648 sqm.	1569.24	1285.06	5.09% (81.89%)	104.44	0.40% (19.11%)	17.87	0.30% (14.34%)
26.	Medical Center, Day-Care, Mosque, Mondir, Confined Transgenic Field, Auto Workshop, Labour Colony, Garage, Ansar Barrack at H/Q – 7875 sqm.	2616.51	15861.46	5.82% (59.68%)	539.63	1.92% (40.32%)	157.73	1.60% (26.82%)
27.	Construction of Implement Shed at H/Q – 175 sqm and R/S – 500 sqm.	77.61	67.00	0.30% (86.33%)	5.32	0.05% (7.73%)	-	-
28.	Net House For Crossing Facility at Comilla R/S – 200 sqm.	32.42	32.42	0.13% (100.00%)	-	-	-	-
29.	Construction of Covered Threshing Floor at R/S – 2100 sqm.	162.41	106.04	0.621% (65.29%)	28.03	0.14% (9.23%)	21.00	0.10% (8.17%)
30.	Seed Drying Processing Floor at R/S – 3200 sqm.	121.52	98.64	0.54% (81.17%)	-	-	-	-
31.	Seed Godown at Rajshahi R/S – 200 sqm.	50.37	50.37	0.26% (100.00%)	-	-	-	-
32.	Bridge for Connecting Two Farm at Barisal R/S – 75 m.	440.00	50.00	0.10% (11.37%)	210.00	0.91% (22.73%)	-	-
33.	Carpeting on Old RCC Road at H/Q – 5900 sqm.	84.07	84.07	0.29% (100.00%)	-	-	-	-
34.	Construction of Road at Research Field at H/Q – 2500 sqm and R/S – 10400 sqm.	362.20	272.74	1.18% (75.30%)	44.73	0.14% (4.14%)	-	-
35.	Construction of Irrigation Facilities at H/Q – 1000m and R/S – 13200 m.	219.51	178.51	0.65% (81.32%)	25.50	0.14% (6.83%)	-	-
36.	Construction of Drainage Facilities at H/Q – 500 m and R/S – 5500 m.	530.56	530.56	2.62% (100.00%)	-	-	-	-
37.	Deep Tube Well at H/Q and R/S – 10 Nos.	138.00	123.41	0.50% (89.43%)	37.30	0.28% (21.74%)	-	-

22/12/2020
 (মুঃ মুনিরুল ইসলাম)
 প্রকল্প পরিচালক
 জাতীয় গবেষণা পরিষদ

Sl. No	Work component as per DPP (With quantity)	Estimated cost	Achievement upto last June		Target of the current year		Progress upto the month of December, 2020 of the current year	
			Financial	Physical (% of the component)	Financial	Physical (% of the component)	Financial	Physical (% of the component)
1	2	3	4	5	6	7	8	9
38.	Supply and Installation of Electrical Line at H/Q and R/S – L.S	170.00	140.00	0.71% (82.35%)	20.00	0.28% (17.65%)	10.00	0.12% (5.87%)
39	Supply and Installation of PABX System with Telephone Line at H/Q – L.S	58.86	58.86	0.23% (100.00%)	-	-	-	-
40.	Construction of Guard Wall for KOICA Research Workshop – 160 sqm and Technology Display Room at H/Q-150 sqm	35.00	35.00	0.17% (100.00%)	-	-	-	-
41.	Construction of Earthen Embankment at Habiganj – 1200m and Bhanga – 1050m.	400.12	255.00	0.86% (63.73%)	91.81	0.73% (19.99%)	-	-
42.	Construction of Research Field Security Wall at H/Q – 2500 m and R/S – 11500 m.	1500.17	1339.37	5.19% (89.28%)	91.89	0.28% (10.72%)	8.00	0.16% (5.85%)
Total		26330.00	21989.86	90.00%	2100.00	10.00%	550.00	6.00%

9. Reasons for the delay of Project implementation : Delayed Project Approval, Lack of Planning and Implementation Capacity, Project Manpower Recruitment, Procurement of Goods and others.
10. Existing problems of implementation of the Project : Lack of Planning and Implementation Capacity, Project Manpower Recruitment, Procurement of Goods and others.

Name & Signature of the Project Director



(Md. Monirul Islam)
Project Director and PPO
Planning and Evaluation Division
BRRI, Gazipur.
Mobile: 01712226986

(মুঃ মনিরুল ইসলাম)
প্রকল্প পরিচালক
প্রকল্প পরিচালনা ও গবেষণা কার্যক্রম বৃদ্ধিকল্প প্রকল্প
বি. গাজীপুর।

Government of the People's Republic of Bangladesh
Ministry of Planning
Implementation Monitoring and Evaluation Division

Monthly Implementation Progress Review Meeting
of ADP included Project of the Year 2020-2021

IMED: 05/2003 (Revised)
Monthly Progress Report

Reporting period: December, 2020

**Name of the Ministry /Division / Organization: Ministry of Agriculture/Bangladesh Rice
Research Institute**

1. Name of the Project : Strengthening Farm Machinery Research Activity for Mechanized Rice Cultivation
2. Main objectives of the Project : The main objective of the project is to strengthening farm machinery research activity for developing and modernizing for sustainable rice cultivation in the country.
3. Implementation Period : a. Original : 01-07-2019 to 30-06-2024
b. Revised
4. Location of the Project : Gazipur, Faridpur, Gopalganj, Rajshahi, Sirajganj, Rangpur, Satkhira, Kushtia, Barisal, Habiganj, Comilla, Feni
(Taka in lakh)
5. Source of Funding (with amount) :
Original : 4400.00
Revised (1st) : -

		(Taka in lakh)			
		Total	Taka	Project Aid (RPA)	Physical % of the Project
a.	i. Original	4400.00	4400.00	- (-)	100.00%
	ii. Revised (1 st)	-	-	- (-)	-
b.	Cumulative Progress upto last June	200.00	200.00	- (-)	4.43%
c.	Current year's allocation and Physical Target	1200.00	1200.00	- (-)	28.80%
d.	Progress of current month	90.00	90.00	- (-)	2.88%
e.	Progress upto the current month of the year	360.00	360.00	- (-)	11.52%
f.	Fund released upto the current month	600.00	600.00	- (-)	-

7. Quarterly Financial and Physical:

		(Taka in lakh)							
Items	1st Quarter		2nd Quarter		3rd Quarter		4th Quarter		
	Financial	Physical	Financial	Physical	Financial	Physical	Financial	Physical	
1	2	3	4	5	6	7	8	9	
a. Target	200.00	6.25%	400.00	7.50%	300.00	7.50%	300.00	7.55%	
b. Achievement (Physical Progress as the % of Total project)	80.00	5.76%	280.00	5.76%	-	-	-	-	

Target and Achievement of the main components of the Project:

(Taka in lakh)


Sl. No	Work component as per DPP (With quantity)	Estimated cost	Achievement upto last June		Target of the current year		Progress upto the month of December, 2020 of the current year	
			Financial	Physical (% of the component)	Financial	Physical (% of the component)	Financial	Physical (% of the component)
1	2	3	4	5	6	7	8	9
1.	Pay & Allowance of 13 Manpower	277.19	7.50	0.18% (2.71%)	60.98	1.53% (22.00%)	15.00	0.45% (6.21%)
2.	Supplies and Services (L.S)	197.75	9.73	-	39.15	-	23.30	-
3.	Seminar/Workshop(3)	18.00	6.00	0.02% (33.33%)	-	-	-	-
4.	Casual Labour (11111 Manday)	50.00	3.00	0.07% (6.00%)	11.00	0.27% (20.00%)	4.60	0.08% (4.73%)
5.	Development of Wholefeed Mini Combined Harvester(1)	200.00	9.27	0.23% (4.63%)	75.00	1.88% (37.50%)	13.50	0.40% (15.96%)
6.	Development of Headfeed Mini Combined Harvester(1)	250.00	3.00	0.076% (1.20%)	30.00	0.76% (12.00%)	10.95	0.27% (7.42%)
7.	Development of Reaper Binder(1)	50.00	-	-	3.00	0.08% (6.00%)	0.40	0.04% (3.00%)
8.	Development of Manual Rice Transplanter (1)	50.00	-	-	15.00	0.39% (30.00%)	7.00	0.20% (15.38%)
9.	Development of Power Weeder(1)	25.00	-	-	15.00	0.35% (60.00%)	5.80	0.23% (39.43%)
10.	Development of Rice Transplanter Cum Fertilizer Applicator Machine(1)	175.00	-	-	30.00	0.76% (17.14%)	7.70	0.28% (7.50%)
11.	Development of Compact Rice Mill(1)	50.00	4.00	0.10% (8.00%)	25.00	0.64% (50.00%)	4.30	0.14% (26.56%)
12.	Development of Renewable Energy (Solar And Briquette Machine) (1)	25.00	6.00	0.09% (24.00%)	10.00	0.23% (40.00%)	2.80	0.09% (15.65%)
13.	Development of Straw Rope Machine(1)	25.00	-	-	15.00	0.35% (60.00%)	3.90	0.21% (36.00%)
14.	Development of Seed Sowing Machine(1)	15.00	-	-	10.00	0.27% (66.67%)	3.65	0.14% (34.57%)
15.	Workshop Materials (L.S)	50.00	1.50	-	10.00	-	5.90	-
16.	Training and Manpower Development(Total Participant-698, No of Training-6)	666.49	-	-	142.67	3.57% (21.41%)	95.00	2.36% (16.77%)
17.	Repair and Maintenance (Vehicle, Lab Equipment, Farm Machinery, Lab and Office Building, Computer and Others)	35.00	-	-	8.20	0.21% (23.43%)	2.40	0.05% (5.73%)
18.	Procurement of Vehicle(Pick Up-2, Motor Cycle-5, Bycle-10)	124.10	124.10	3.11% (100%)	-	-	-	-
19.	Procurement of Computer and Others(Computer Desktop UPS, Printer and Scanner Package-8, Computer Laptop-1, Lser Printer-1)	10.25	2.00	0.05% (19.51%)	8.25	0.21% (80.49%)	8.25	-
20.	Farm Machineries for Training and Exhibition (No of Machine-11521)	388.45	-	-	20.00	0.50% (5.15%)	20.00	0.50% (5.15%)
21.	Farm Machineries for Research(No of Machine-3)	45.00	-	-	45.00	1.13% (100.00%)	45.00	1.13% (100.00%)
22.	Research Workshop Machinery(No of Machinery-23)	502.50	-	-	-	-	-	-

(Taka in lakh)

Sl. No	Work component as per DPP (With quantity)	Estimated cost	Achievement upto last June		Target of the current year		Progress upto the month of December, 2020 of the current year	
			Financial	Physical (% of the component)	Financial	Physical (% of the component)	Financial	Physical (% of the component)
1	2	3	4	5	6	7	8	9
23.	Lab Equipment Machineries(No of Machineries-104)	363.80	-	-	285.80	7.27% (78.56%)	12.55	1.28% (11.78%)
24.	Office Accessories(Photocopy Machine-2,Multimedia Projector-2)	8.00	-	-	8.00	0.20% (100.00%)	8.00	0.20% (100.00%)
25.	Furniture And Others(Triple-80,Furniture for Office, lab and library-377)	58.00	-	-	20.00	0.50% (34.48%)	-	0.50% (34.48%)
26.	Construction of Guard Wall(250 rm)	42.48	-	-	20.28	0.50% (47.74%)	-	-
27.	Vertical Extension Of Farm Machinery lab cum Office(450 sqm)	152.95	-	-	152.95	3.83% (100.00%)	44.00	1.85% (48.30%)
28.	Construction of Machine Testing Lab(375 sqm)	134.72	-	-	134.72	3.37% (100.00%)	16.00	1.12% (33.23%)
29.	Construction of Machine Display cum Store Room(750 sqm)	282.86	-	-	-	-	-	-
30.	Construction of Ram for Machine Up and Down)	6.00	-	-	-	-	-	-
31.	Research Field Development(2500cum).	15.875	-	-	-	-	-	-
32.	Physical Contingency	50.00	-	-	-	-	-	-
33.	Price Contingency	55.58	-	-	-	-	-	-
Total		4400.00	200.00	4.43%	1200.00	28.80%	360.00	11.52%

9. Reasons for the delay of Project implementation : Delayed Project Approval, Lack of Planning and Implementation Capacity, Project Manpower Recruitment, Procurement of Goods and others.
10. Existing problems of implementation of the Project : Lack of Planning and Implementation Capacity, Project Manpower Recruitment, Procurement of Goods and others.

Name & Signature of the Project Director


(Dr AKM Saiful Islam)

Project Director and PSO

Farm Machinery and Postharvest Technology

Division

BRRI, Gazipur.

Mobile: 01730443842

২০২০-২১ অর্থ বছরের এডিপিভুক্ত প্রকল্পের (ডিসেম্বর/২০২০ মাসের) ক্রয় সংক্রান্ত অগ্রগতি

সংযুক্তি-১

(লক্ষ টাকায়)

ক্রঃ নং	মহাপালায়/বিভাগ/ সংস্থের নাম	এডিপিভুক্ত প্রকল্প সংখ্যা	২০২০-২০২১ অর্থ বছরের ক্রয় কার্যক্রমে মোট বরাদ্দ	বাস্তবিক ক্রয় পরিকল্পনা/অনুভূক্ত প্যাকেজ সংখ্যা				ডিসেম্বর/২০২০ পর্যন্ত কার্যাদেশ সংখ্যা				প্রকৃত ব্যয়	মোট প্রাকল্পিত ব্যয়ের % (১৬/৪)X ১০০			
				পণ্য	কার্য	সেবা	মোট	পণ্য	কার্য	সেবা	মোট			কার্যাদেশ প্রদত্ত প্যাকেজের %	মোট প্রাকল্পিত ব্যয়	
১.	কৃষি মহাপালায়, বাংলাদেশ খান পরেষণা ইনস্টিটিউট	৩	৪	৫	৬	৭	৮	৯	১০	১১	১২	১৩	১৪	১৫	১৬	
		২টি	২০৯৮.০৫	৯টি	৯টি	-	১৮টি	২০৯৮.০৫	৯টি	৯টি	-	১৮টি	১০০%	১৭৬১.৪০	৫২৫.০০	২৪.৫৫

(Signature)
২০২১

(স্বঃ মূলিক্রয়
অর্থ পরিকল্পনা
পরিচালনা ও স্থানীয়
বাস্তবিক ক্রয়
পরেষণা ইনস্টিটিউট
সংস্থঃ বি-১৭০১)