

**Government of the People's Republic of Bangladesh**  
**Ministry of Planning**  
**Implementation Monitoring and Evaluation Division**

Monthly Implementation Progress Review Meeting  
of ADP included Project of the Year 2023-2024

IMED: 05/2003 (Revised)  
Monthly Progress Report

**Reporting period: February, 2024**

**Name of the Ministry /Division / Organization: Ministry of Agriculture/Bangladesh Rice  
Research Institute**

1. Name of the Project : High Yielding Hybrid Rice Variety Development through  
Modernization of Research

2. Main objectives of the Project : The main objective of the project is to innovate high yielding new  
hybrid rice varieties and ensure sustainable food security through  
modernization of research as per consumer demand to improve the  
socio-economic status of farmers in Bangladesh.

3. Implementation Period : a. Original b. Revised  
01-07-2021 to 30-06-2026

4. Location of the Project : Gazipur, Faridpur, Gopalganj, Rajshahi, Sirajganj, Rangpur,  
Satkhira, Kushtia, Barisal, Habiganj, Comilla, Feni, sylhet, pabna,  
Joypurhat, Mymensingh, netrokoka, Khulna, Bagerhat, Dinajpur,  
Ponchoghor, Kurigram

5. Source of Funding (with amount) : (Taka in lakh)

	GoB	Project Aid
Original :	4780.66	-
Revised (1 <sup>st</sup> ) :		-


6. Estimated Cost : (Taka in lakh)

	Total	Taka	Project Aid (RPA)	Physical % of the Project
a. i. Original :	4780.66	4780.66	- (-)	100.00%
ii. Revised (1 <sup>st</sup> ) :	-	-	- (-)	-
b. Cumulative Progress up to last June :	1188.60	1188.60	- (-)	27.88%
c. Current year's allocation and Physical Target :	1625.00	1625.00	- (-)	35.10%
d. Progress of current month :	100.00	100.00	- (-)	2.81%
e. Progress up to the current month of the year :	700.00	700.00	- (-)	16.15%
f. Fund released up to the current month :	812.50	812.50	- (-)	-

7. Quarterly Financial and Physical:

(Taka in lakh)

Items	1st Quarter		2nd Quarter		3rd Quarter		4th Quarter	
	Financial	Physical	Financial	Physical	Financial	Physical	Financial	Physical
1	2	3	4	5	6	7	8	9
a. Target	350.00	5.25%	400.00	6.00%	400.00	6.00%	475.00	5.50%
b. Achievement (Physical Progress as the % of Total project)	224.00	5.62%	326.00	6.67%	150.00	3.86%	-	-

  
**Dr. Md. Jamil Hasan**  
Project Director  
"High Yielding Hybrid Rice Variety Development  
Through Modernization of Research"  
Hybrid Rice Division  
BRRi, Gazipur-1701


8. Target and Achievement of the main components of the Project:

Sl. No	Work component as per DPP (With quantity)	Estimated cost	(Taka in lakh)					
			Achievement upto last June		Target of the current year		Progress up to the month of February, 2024 of the current year	
			Financial	Physical (% of the component)	Financial	Physical (% of the component)	Financial	Physical (% of the component)
1	2	3	4	5	6	7	8	9
1.	Pay & Allowance of 10 Manpower	91.39	27.81	0.61% (32.07%)	20.58	0.45% (23.73%)	12.50	0.27% (14.41%)
2.	Supplies and Services (L.S)	352.75	58.05	1.82% (23.89%)	84.71	2.65% (34.86%)	81.93	2.56% (33.72%)
3.	Seminar/Workshop(3)	17.97	5.91	0.13% (33.33%)	5.99	0.13% (33.33%)	-	-
4.	Casual Labour (11111 Manday)	225.50	57.53	1.26% (26.35%)	62.00	1.36% (28.38%)	56.10	1.23% (25.68%)
5.	Outsourcing (Manpower-13)	208.94	56.00	1.17% (26.79%)	47.00	0.98% (22.49%)	35.67	0.74% (17.07%)
6.	Outsourcing (Transport-2)	150.00	21.00	0.65% (27.00%)	10.00	0.31% (12.86%)	6.80	0.21% (8.74%)
7.	Research and Adaptive Trial	1248.15	334.12	7.49% (21.06%)	269.72	6.05% (17.00%)	200.00	3.89% (12.61%)
8.	Short duration foreign training for scientists ( Total-25)	99.60	-	-	-	-	-	-
9.	Foreign Seminar/ workshop/symposium on Hybrid rice for scientist (Total-15)	29.88	-	-	-	-	-	-
10.	Short duration local training for scientists ( Total-125)	15.65	3.13	0.06% (20.00%)	3.13	0.06% (20.00%)	-	-
11.	Short duration local training for DAE/BADC/Seed Company/ NGO Personnel ( Total-125)	15.65	6.26	0.12% (40.00%)	3.13	0.06% (20.00%)	3.13	0.06% (20.00%)
12.	Short duration local training for SSA/SA/Staff of BIRRI ( Total-140)	7.00	2.80	0.06% (40.00%)	1.40	0.03% (20.00%)	1.40	0.03% (20.00%)
13.	Short duration local training for SAO of DAE ( Total-1680)	139.80	31.40	0.83% (21.67%)	27.94	0.74% (19.28%)	26.87	0.53% (13.80%)
14.	Farmers Training (Total-7200)	115.20	31.30	0.79% (30.68%)	23.00	0.58% (22.54%)	21.10	0.53% (20.68%)
15.	Field Day (Total-360)	126.00	52.95	1.16% (55.51%)	46.00	1.01% (48.22%)	44.00	0.97% (46.12%)
16.	Farmers Motivational program ( Total-2)	6.28	6.28	0.13% (100.00%)	-	-	-	-
17.	P.hd In Country (2)	27.20	14.68	0.36% (64.67%)	8.00	0.20% (35.24%)	4.00	0.09% (15.42%)
18.	Repair and Maintenance (Vehicle, Lab Equipment, Farm Machinery, Lab and Office Building, Computer and Others)	44.00	8.88	0.16% (17.04%)	10.00	0.18% (19.19%)	6.50	0.12% (12.47%)
19.	Procurement of Vehicle(Motor Cycle-11, Bycle-10)	21.60	8.10	0.22% (37.50%)	-	-	-	-
20.	Computer and Others (Desktop, printer, UPS, Scanner package-8 and Color Laser printer-2)	20.25	6.30	0.17% (41.48%)	1.95	0.05% (12.84%)	-	-

Sl. No	Work component as per DPP (With quantity)	Estimated cost	Achievement upto last June		Target of the current year		(Taka in lakh)	
			Progress up to the month of February, 2024 of the current year		Financial	Physical (% of the component)	Financial	Physical (% of the component)
			Financial	Physical (% of the component)				
1	2	3	4	5	6	7	8	9
21	Farm Machineries for Research (No of Machine-29)	67.50	57.38	1.41% (100.00%)	-	-	-	-
22.	Lab Equipment & Office accessories(Total-1212)	732.90	78.20	1.71 % (21.83%)	505.80	10.45% (68.19%)	100.00	2.81% (13.48%)
23.	Office Accessories(Photocopy Machine-1,Multimedia Projector-2)	6.00	5.10	0.13% (100.00%)	-	-	-	-
24.	Furniture And Others(Triple-100,Furniture for Lab – L.S, furniture for Office and conference room 1 - 95)	104.17	24.32	0.97% (48.02%)	78.37	1.50% (75.23%)	-	-
25.	Fencing Boundary(500 sqm)	73.30	73.30	1.53% (100.00%)	-	-	-	-
26.	Vertical Extension Of Hybrid lab cum Office(650 sqm)	213.61	213.61	4.47% (100.00%)	-	-	-	-
27.	Threasing Floor RCC(400 sqm)	55.65	-	-	55.65	1.16% (100.00%)	50.00	1.06% (80.00%)
28.	Dehumidified Seed Storage (280 sqm)	122.60	-	-	122.60	2.56% (100.00%)	50.00	1.06% (40.78%)
29.	Drainage Facility RCC(600rm)	116.87	-	-	116.87	2.44% (100.00%)	-	-
30.	Research Land Development 15000cum)	125.25	4.19	0.47% (24.26 %)	121.16	2.15% (75.74 %)	-	-
31.	Physical Contingency	100.00	-	-	-	-	-	-
32.	Price Contingency	100.00	-	-	-	-	-	-
	<b>Total</b>	<b>4780.66</b>	<b>1188.60</b>	<b>27.88%</b>	<b>1625.00</b>	<b>35.10%</b>	<b>700.00</b>	<b>16.15%</b>

9. Reasons for the delay of Project implementation : Delayed Project Approval, Lack of Planning and Implementation Capacity, Project Manpower Recruitment, Procurement of Goods and others.
10. Existing problems of implementation of the Project : Lack of Planning and Implementation Capacity, Project Manpower Recruitment, Procurement of Goods and Others.

Name & Signature of the Project Director

  
7-03-2024

**Dr Md. Jamil Hasan**  
Project Director and CSO  
Hybrid Rice Division  
BRRI, Gazipur.  
Mobile: 01718289331

**Dr. Md. Jamil Hasan**  
Project Director  
"High Yielding Hybrid Rice Variety Development  
Through Modernization of Research"  
Hybrid Rice Division  
BRRI, Gazipur-1701

**Government of the People's Republic of Bangladesh**  
**Ministry of Planning**  
**Implementation Monitoring and Evaluation Division**

Monthly Implementation Progress Review Meeting  
of ADP included Project of the Year 2023-2024

IMED: 05/2003 (Revised)  
Monthly Progress Report

**Reporting period: February, 2024**

**Name of the Ministry /Division / Organization: Ministry of Agriculture/Bangladesh Rice  
Research Institute**

1. Name of the Project : Strengthening Farm Machinery Research Activity for Mechanized Rice Cultivation(1<sup>st</sup> Revised)
2. Main objectives of the Project : The main objective of the project is to strengthening farm machinery research activity for developing and modernizing for sustainable rice cultivation in the country.
3. Implementation Period : a. Original 01-07-2019 to 30-06-2024 b. Revised 01-07-2019 to 30-06-2025
4. Location of the Project : Gazipur, Faridpur, Gopalganj, Rajshahi, Sirajganj, Rangpur, Satkhira, Kushtia, Barisal, Habiganj, Comilla, Feni
5. Source of Funding (with amount) : (Taka in lakh)
- |                              | GoB     | Project Aid |
|------------------------------|---------|-------------|
| Original :                   | 4400.00 | -           |
| Revised (1 <sup>st</sup> ) : | 4400.00 | -           |

6. Estimated Cost (Taka in lakh)

	Total	Taka	Project Aid (RPA)	Physical % of the Project
a. i. Original :	4400.00	4400.00	- (-)	100.00%
ii. Revised (1 <sup>st</sup> ) :	4400.00	4400.00	- (-)	100.00%
b. Cumulative Progress upto last June :	2871.40	2871.40	- (-)	65.69%
c. Current year's allocation and Physical Target :	1045.00	1045.00	- (-)	22.76%
d. Progress of current month :	5.00	5.00	- (-)	0.45%
e. Progress upto the current month of the year :	435.00	435.00	- (-)	10.24%
f. Fund released upto the current month :	438.00	438.00	- (-)	-

7. Quarterly Financial and Physical:

(Taka in lakh)

Items	1st Quarter		2nd Quarter		3rd Quarter		4th Quarter	
	Financial	Physical	Financial	Physical	Financial	Physical	Financial	Physical
1	2	3	4	5	6	7	8	9
a. Target	200.00	4.00%	200.00	5.00%	300.00	7.00%	345.00	8.06%
b. Achievement (Physical Progress as the % of Total project)	180.00	4.10%	130.00	3.18%	125.00	2.96%	-	-


8. Target and Achievement of the main components of the Project:

							(Taka in lakh)	
Sl. No	Work component as per DPP (With quantity)	Estimated cost	Achievement upto last June		Target of the current year		Progress upto the month of February, 2024 of the current year	
			Financial	Physical (% of the component)	Financial	Physical (% of the component)	Financial	Physical (% of the component)
1	2	3	4	5	6	7	8	9
1.	Pay & Allowance of BRRRI Manpower(2)	102.69	54.21	1.06% (53.85%)	17.40	0.34% (17.28%)	14.00	0.27% (13.90%)
2.	Consolidated Pay of Outsourcing Manpower(11)	140.40	76.69	1.74% (53.85%)	32.60	0.74% (22.89%)	17.00	0.39% (14.83%)
3.	Supplies and Services (L.S)	236.86	115.43	2.62% (53.85%)	32.00	0.73% (14.93%)	28.00	0.64% (13.06%)
4.	Seminar/Workshop(5)	46.23	11.99	0.27% (25.94%)	8.00	0.18% (17.30%)	8.00	0.18% (17.30%)
5.	Casual Labour (14760 Mandays)	81.18	57.18	1.30% (70.44%)	40.00	0.91% (49.27%)	35.00	0.80% (43.11%)
6.	Development of Wholefeed Mini Combined Harvester(1)	209.46	119.46	2.71% (57.03%)	80.00	1.81% (38.19%)	38.00	1.29% (25.32%)
7.	Development of Headfeed Mini Combined Harvester(1)	200.00	100.20	2.78% (50.10%)	90.00	2.50% (45.00%)	74.00	2.05% (37.00%)
8.	Development of Reaper Binder(1)	42.00	20.00	-	12.00	0.27% (28.57%)	-	-
9.	Development of Manual Rice Transplanter (1)	86.45	38.00	0.86% (43.96%)	30.00	0.68% (34.70%)	20.00	0.45% (23.13%)
10.	Development of Power Weeder(1)	60.00	25.00	0.57% (41.67%)	30.00	0.68% (50.00%)	10.00	0.23% (16.67%)
11.	Development of Rice Transplanter Cum Fertilizer Applicator Machine(1)	125.00	70.00	1.59% (56%)	50.00	1.14% (40.00%)	33.00	0.46% (16.00%)
12.	Development of Compact Rice Mill(1)	63.00	36.00	0.82% (57.14%)	20.00	0.45% (31.75%)	15.00	0.33% (15.88%)
13.	Development of Renewable Energy (Solar And Briquette Machine) (1)	60.00	19.00	0.43% (31.67%)	30.00	0.68% (50.00%)	-	-
14.	Development of Straw Rope Machine(1)	33.00	22.00	0.50% (66.67%)	10.00	0.82% (30.30%)	-	-
15.	Development of Seed Sowing Machine(1)	70.00	13.00	0.29% (18.57%)	40.00	0.23% (57.14%)	30.00	0.17% (42.86%)
16.	Workshop Materials (L.S)	70.00	30.48	0.69% (43.54%)	30.0	0.68% (42.86%)	18.00	0.41% (25.61%)
17.	Training and Manpower Development(Total Participants-13320, No of Training-6)	716.42	249.98	5.68% (34.89%)	312.00	7.09% (43.55%)	88.00	2.45% (18.28%)
18.	Repair and Maintenance (Vehicle, Lab Equipment, Farm Machinery, Lab and Office Building, Computer and Others)	39.73	22.77	0.52% (57.31%)	12.00	0.27% (30.20%)	7.00	0.12% (15.55%)
19.	Procurement of Vehicle(Pick Up-2, Motor Cycle-5, Bycle-10)	124.02	124.02	2.82% (100.00%)	-	-	-	-
20.	Procurement of Computer and Others(Computer Desktop UPS, Printer and Scanner Package-8, Computer Laptop-1, Lser Printer-1)	10.25	10.25	0.23% (100.00%)	-	-	-	-
21.	Farm Machineries for Training and Exhibition (No of Machine-11521)	281.02	187.02	4.25% (66.55%)	157.00	3.57% (55.87%)	-	-

							(Taka in lakh)	
Sl. No	Work component as per DPP (With quantity)	Estimated cost	Achievement upto last June		Target of the current year		Progress upto the month of February, 2024 of the current year	
			Financial	Physical (% of the component)	Financial	Physical (% of the component)	Financial	Physical (% of the component)
1	2	3	4	5	6	7	8	9
22.	Farm Machineries for Research(No of Machine-3)	45.00	45.00	1.02% (100.00%)	-	-	-	-
23.	Research Workshop Machinery(No of Machinery-23)	377.20	377.20	8.57% (100.00%)	-	-	-	-
24.	Lab Equipment Machineries(No of Machineries-104)	368.96	343.96	8.39% (93.22%)	-	-	-	-
25.	Office Accessories(Photocopy Machine-2,Multimedia Projector-2)	8.00	8.00	0.18% (100.00%)	-	-	-	-
26.	Furniture And Others(Triple-80,Furniture for Office, lab and library-377)	52.60	49.60	1.13% (94.30%)	12.00	0.27% (22.81%)	-	-
27.	Construction of Guard Wall(250 rm)	52.62	52.62	1.20% (100.00%)	-	-	-	-
28.	Vertical Extension Of Farm Machinery lab cum Office(450 sqm)	152.95	152.95	3.48% (100.00%)	-	-	-	-
29.	Construction of Machine Testing Lab(375 sqm)	134.72	134.72	3.06% (100.00%)	-	-	-	-
30.	Construction of Machine Display cum Store Room(750 sqm)	282.86	282.86	6.43% (100.00%)	-	-	-	-
31..	Construction of Ram for Machine Up and Down)	6.00	6.00	0.14% (100.00%)	-	-	-	-
32.	Research Field Development(2500cum).	15.80	15.80	0.36% (100.00%)	-	-	-	-
33.	Physical Contingency	50.00	-	-	-	-	-	-
34.	Price Contingency	55.58	-	-	-	-	-	-
<b>Total</b>		<b>4400.00</b>	<b>2871.39</b>	<b>65.69%</b>	<b>1045.00</b>	<b>22.76%</b>	<b>435.00</b>	<b>10.24%</b>

9. Reasons for the delay of Project implementation : Delayed Project Approval, Lack of Planning and Implementation Capacity, Project Manpower Recruitment, Procurement of Goods and others.
10. Existing problems of implementation of the Project : Lack of Planning and Implementation Capacity, Project Manpower Recruitment, Procurement of Goods and others.

Name & Signature of the Project Director



**(Dr AKM Saiful Islam)**  
Project Director and CSO

Farm Machinery and Postharvest Technology Division  
BRI, Gazipur.  
Mobile: 01730443842

**Government of the People's Republic of Bangladesh**  
**Ministry of Planning**  
**Implementation Monitoring and Evaluation Division**

Monthly Implementation Progress Review Meeting  
of ADP included Project of the Year 2023-2024

IMED: 05/2003 (Revised)  
Monthly Progress Report

**Reporting period: February, 2024**

**Name of the Ministry /Division / Organization: Ministry of Agriculture/Bangladesh Rice Research Institute**

1. Name of the Project : Program on Agricultural and Rural Transformation for Nutrition, Entrepreneurship And Resilience in Bangladesh (PARTNER-BRRI Part)
2. Main objectives of the Project : Development of five (05) stress tolerant and nutrient-dense high yielding rice varieties. Development and facilitation of research programs of BRRI. Seed production (Breeder seed-50MT, Certified Seed-1500MT) and dissemination of new high yielding varieties among different targeted districts of Bangladesh (50000 Ha). Expansion of new area under efficient irrigation technologies (2000 Ha) Facility development of existing accredited laboratory of BRRI and providing laboratory services to different MoA agencies and private sectors. Development of research facility ( Lab Equipment-679) and Manpower capacity of BRRI, DAE, farmers and others

3. Implementation Period : a. Original b. Revised

4. Location of the Project : 01-07-2023 to 30-06-2028  
Gazipur Tangail Manikgonj Faridpur Gopalganj Shariatpur Madaripur Munshigonj Narshingi Kishoreganj Chottogram Rangamati Khagrachori Bandorban Cumilla Cumilla Brahmanbaria Feni Cox's Bazar Noakhali Laksmipur Rajshahi Naogaon Chapainawabgonj Bogura Shirajgonj Rangpur Kurigram Lalmonirhat Thakurgaon Nilphamari Panchagarh Gaibandha Dinajpur Barishal Barguna Jhalokati Patuakhali Bhola Khulna Sathkhira Bagerhat Pirojpur Kushtia Chuadanga Jeshore Sylhet Habogonj Moulvobazar Sunamgonj Mymensingh Netrokona Jamalpur Sherpur.

		(Taka in lakh)	
		GoB	Project Aid
5. Source of Funding (with amount)	Original	7247.86	51122.60
	Revised (1 <sup>st</sup> )		-

		(Taka in lakh)			
		Total	Taka (GoB)	Project Aid (DPA)	Physical % of the Project
6. Estimated Cost	a. i. Original	58370.46	7247.86	51122.60	100.00%
	ii. Revised (1 <sup>st</sup> )	-	-	- (-)	-
b. Cumulative Progress up to last June		-	-	- (-)	
c. Current year's allocation and Physical Target		7700.00	356.00	7344.53	14.00%
d. Progress of current month		1068.78	17.24	1051.54	3.46%
e. Progress up to the current month of the year		2299.57	77.53	2222.04	5.74%
f. Fund released up to the current month		3844.38	172.38	3672.00	-



Quarterly Financial and Physical:

(Taka in lakh)

Items	1st Quarter		2nd Quarter		3rd Quarter		4th Quarter	
	Financial	Physical	Financial	Physical	Financial	Physical	Financial	Physical
1	2	3	4	5	6	7	8	9
a. Target	0.0	0.0%	500.00	1.00%	1500	3.00%	5700.00	10.00%
b. Achievement (Physical Progress as the % of Total project)	0.00	0.0%	1201.47	2.11%	1098.10	3.63%	-	-

8. Target and Achievement of the main components of the Project:

Sl No	Work component as per DPP (With quantity)	Estimated cost	Achievement up to last June		Target of the current year		Progress up to the month of February, 2024 of the current year	
			Financial	Physical (% of the component)	Financial	Physical (% of the component)	Financial	Physical (% of the component)
			4	5	6	7	8	9
1.	Pay & Allowance of 6 Manpower	226.04	-		45.21	0.08% (20.00%)		
2.	Supplies and Services (L.S)	2050.50	-		233.77	0.40% (11.40%)	133.96	0.27% (6.57%)
3.	Casual Labour (182500 Man day)	1003.75			150.56	0.26% (15.00%)	53.47	0.09% (5.33%)
4	Outsourcing (Manpower-3)	38.30			7.66	0.01% (20.00%)	1.22	0.002% (3.19%)
5	Outsourcing (Transport-Jeep-2, Microbus-1)	245.91			77.70	0.13% (31.60%)	2.60	0.004% (1.06%)
6	Hiring Consultant (For Plant breeding and other research purpose-200 man-month)	100.00			15.00	0.03% (15.00%)	9.04	0.02% (9.04%)
7	Research (Experiment on short duration cold resistant, disease resistant, insect resistant, heat tolerant, stress tolerant, premium quality, nutritionally enriched, hilly area, grain quality test, diseases screening test, insect screening test, screening for abiotic stress, time of planting trial, fertilizer management trial, irrigation management trial, propose variety trial, eco-friendly cost effective, low cost farm machineries, cropping pattern, greenhouse gas, improving rice productivity, precision agriculture, nano technologies, SNP genotyping, adaptive trail, demonstration, field day, multilocational trail, demonstration efficient irrigation, accreditation of novel volatile compounds, accreditation of multi-residue pesticide, accreditation of greenhouse gas, accreditation on heavy metal, accreditation on mycotoxins, accreditation on water and fat soluble vitamins, accreditation on phytohormones, accreditation on anthocyanin's in pigmented rice grain, accreditation on fatty acid, accreditation on amino acid, accreditation on grain quality parameters, accreditation on gene or pathogen, accreditation on ICLMS and LIMS)	12505.99			1588.97	2.81% (13.70%)	1539.51	2.81% (12.48%)




Sl No	Work component as per DPP (With quantity)	Estimated cost	Achievement up to last June		Target of the current year		(Taka in lakh)	
			Financial	Physical (% of the component)	Financial	Physical (% of the component)	Progress up to the month of February, 2024 of the current year	
							Financial	Physical (% of the component)
1	2	3	4	5	6	7	8	9
8	Training (One month domestic training-20 batch, One week -5 batch, Two weeks-5 batch, Two weeks for SA-50 batch, One day farmer training-350 batch, Irrigation technologies-50 batch, Three days for dealer-30 batch)	925.70			160.10	0.28% (17.35%)	160.63	0.28% (17.35%)
9	Repair and Maintenance (Motor Vehicle, Lab Equipment, Computer desktop, Laptop, Printer, UPS and Scanner.)	250.00			12.5	0.03% (6.00%)	1.19	0.002% (0.48%)
10	Lab Equipment all Division, Accredited Lab and other Lab.	5896.36						
11	Motor Cycle and scotty -(50 )at HQ and RS.	125			125.00	0.22% (100.00%)	-	-
12	Computer and Others (Desktop, printer, Online UPS and Scanner-20 )	36.00			36.00	0.07% (100.00%)	33.39	0.06% (92.75 %)
13	Laptop Head office HQ-2	3.00			3.00	0.01% (100.00%)	-	-
14	Furniture for office and Lab	200.00			200.00	0.35% (100.00%)	-	-
15	Air Conditioner for Lab & office	160.00			160.00	0.27% (100.00%)	-	-
16	Chemicals	1490.00			100.00	0.18% (1.71%)	8.14	0.014% (0.55%)
17	Office Equipment at HQ(Photocopy Machine-5, interactive whiteboard)	45.00			45.00	0.08% (100.00%)	-	-
18	Supply, fittings and Installation of Speed Breeding facility growth Chamber and Generator	2609.50						
19	Development of Speed breeding facility building-1050 sqm	1491.20						
20	Dehumidified cold storage for storing breeding germplasm-1100 sqm	2486.08						
21	RCC levee Development of research field-20000 sqm	2900.76						
22	Land Improvement/ development for HQ -125000 cum	1562.50			781.25	1.40% (52.00%)	269.85	1.29% (18.10%)
23	Land Improvement/ development for R/S-175000 cum	2187.50			499.75	0.96% (24.85%)	86.67	0.90% (4.71%)
24	Ideal Farm Development at HQ	400.04						
25	Horizontal Extension of PBD office building-1200 sqm	618.37						
26	Establishment of seed storage for 10 Regional Stations-2666 sqm	1260.74			378.22	0.76% (32.00%)		
27	Vertical extension of training complex with Lift facility (two floor)-1000 sqm	516.21	-	-	516.21	0.96% (100.00%)		
28	Development of Sanitation facility of PBD-150 sqm	70.84						
29	Development of hybridization Facility (Plant breeding, Hybrid and Biotechnology Division)-2500 sqm	681.26						
30	Water stagnant,salinity and submerge screening facility along with independent deep tubewell	300.00						
31	Construction of Water supply line for Building and Research plot at HQ	1000.00						

Sl No	Work component as per DPP (With quantity)	Estimated cost	Achievement up to last June		Target of the current year		(Taka in lakh)	
			Financial	Physical (% of the component)	Financial	Physical (% of the component)	Progress up to the month of February, 2024 of the current year	
							Financial	Physical (% of the component)
1	2	3	4	5	6	7	8	9
32	Analytical Lab Established (Barishal and Sonagazi R/S)-2400 sqm	1125.11						
33	Vertical extension of Rice analytical Laboratory at HQ (Four Floor)-4400 sqm	2251.09	-	-	1125.55	2.01% (52.00%)	-	
34	Horizoantal extension of Rice analytical Laboratory at HQ (eight Floor)-8800 sqm	4752.00	-	-	594.00	1.14% (14.50%)	-	
35	Development of Chemical Waste management Plant	205.29						
36	Establishment of Genebank with interior design at HQ (TWO Storied)-3000 sqm	1740.00						
37	Dormatory cum Training complex at Goplagonj (1680sqm) , Sirajgonj (1120sqm) and Kustia(1120sqm) R/S	2026.94			844.55	1.56% (43.67 %)	-	
38	Rainout shelter development-600 sqm	207.43						
39	Interior Decoration of PBD-1500 sqm	525.00						
40	Establishment of Farm Management Office Building-1200 sqm	636.19						
41	Vertical Extension of BRR1 rice musuem-300 sqm	127.48						
42	Interior & exterior decoration Rice Musuem-300 sqm	105.00						
43	Office and Lab Building(Repair & Maitenance)-1200 sqm	200.46						
44	Renovation of Phytroton with Generator-70 sqm	301.03						
45	Physical Contingency	378.50	-	-	-	-	-	-
46	Price Contingency	402.38	-	-	-	-	-	-
	<b>Total</b>	<b>58370.46</b>			<b>7700.00</b>	<b>14.00%</b>	<b>2299.67</b>	<b>5.74%</b>

9. Reasons for the delay of Project implementation : Delay fund available.  
10. Existing problems of implementation of the Project : Lack of Aus Variety BRR1 Dhan 100 and above for this Aus Season.

Name & Signature of the Project Director

  
03/03/24  
(Dr. Md. Abdul Kader)

Agency Program Director (APD)  
BRR1 Part, PARTNER Program.  
BRR1, Gazipur.  
Mobile: 01732442370

**Dr. Md. Abdul Kader**  
Agency Program Director  
PARTNER Project  
Bangladesh Rice Research Institute  
Gazipur-1701

**Government of the People's Republic of Bangladesh**

**Ministry of Planning**

**Implementation Monitoring and Evaluation Division**

Monthly Implementation Progress Review Meeting  
of ADP included Project of the Year 2023-2024

IMED: 05/2003 (Revised)  
Monthly Progress Report

**Reporting period: February, 2024**

**Name of the Ministry /Division / Organization: Ministry of Agriculture /  
Bangladesh Rice Research Institute  
(BRRI).**

(Taka in lakh)

Name of the Project	Allocation for the Year 2023-2024			Taka released (GOB)	Expenditure up to February, 2024 & % of allocation			
	Total	Taka	Project Aid (RPA)		Total	Taka	Project Aid (RPA)	
1	2	3	4	5	6	7	8	
<b>a. Main Programme</b>								
1.	Strengthening Farm Machinery Research Activity for Mechanized Rice Cultivation (1 <sup>st</sup> Revised)	1045.00	1045.00	- (-)	438.00 (438.00)	435.00 (41.63%)	430.00 (41.15%)	- (-) (-)
2.	High Yielding Hybrid Rice Variety Development through Modernization of Research	1625.00	1625.00	- (-)	812.50 (812.50)	700.00 (43.08%)	600.00 (36.92%)	- (-) (-)
3.	Program on Agricultural And Rural Transformation For Nutrition, Entrepreneurship And Resilience in Bangladesh (PARTNER-BRRI-Part)	7700.00	356.00	7344.00 (-)	3844.38 (172.38)	2299.00 (29.86%)	77.00 (21.63%)	2222.00 (30.26%) (-)
	<b>Sub Total:</b>	<b>10370.00</b>	<b>3026.00</b>	<b>7344.00 (-)</b>	<b>5094.88 (1422.88)</b>	<b>3434.00 (33.11%)</b>	<b>1212.00 (40.05%)</b>	<b>2222.00 (30.26%) (-)</b>
<b>b. Technical Assistance Programme</b>								
	Sub-Total:	-	-	-	-	-	-	- (-) (-)
<b>c. Organization's Self Financed Programme</b>								
	Sub-Total:	-	-	-	-	-	-	-
<b>d. Food Aided Programme:</b>								
	Sub-Total:	-	-	-	-	-	-	-
	<b>Grand Total:</b>	<b>10370.00</b>	<b>3026.00</b>	<b>7344.00 (-)</b>	<b>5094.88 (1422.88)</b>	<b>3434.00 (33.11%)</b>	<b>1212.00 (40.05%)</b>	<b>2222.00 (30.26%) (-)</b>

*Hira Rokhman*  
10.03.2024

(স্বাক্ষরিত)  
প্রিন্সিপাল প্রোগ্রাম অফিসার এবং প্রধান  
পরিকল্পনা ও মূল্যায়ন বিভাগ  
বাংলাদেশ খাদ্য গবেষণা ইনস্টিটিউট  
গাজীপুর-১৭০১

২০২৩-২৪ অর্থ বছরের এডিপিতুক্ত প্রকল্পের ফেব্রুয়ারি/২০২৪ মাসের ক্রয় সংক্রান্ত অগ্রগতি

সংযুক্তি-১

(কোটি টাকায়)

ক্রঃ নং	মন্ত্রণালয়/বিভাগ/ সংস্থার নাম	এডিপিতে অন্তর্ভুক্ত প্রকল্প সংখ্যা	২০২৩-২০২৪ অর্থ বছরের ক্রয় কার্যক্রমে মোট বরাদ্দ	বাৎসরিক ক্রয় পরিকল্পনা/অন্তর্ভুক্ত প্যাকেজ সংখ্যা				ফেব্রুয়ারি/২০২৪ পর্যন্ত কার্যদেহ সংখ্যা					মোট প্রাক্কলিত ব্যয়ের % (১৬/৪)X ১০০			
				পণ্য	কার্য	সেবা	মোট	মোট প্রাক্কলিত ব্যয়	পণ্য	কার্য	সেবা	মোট		কার্যদেহ প্রদত্ত প্যাকেজের %	মোট প্রাক্কলিত ব্যয়	প্রকৃত ব্যয়
১	২	৩	৪	৫	৬	৭	৮	৯	১০	১১	১২	১৩	১৪	১৫	১৬	১৭
১.	কৃষি মন্ত্রণালয়, বাংলাদেশ ধান গবেষণা ইনস্টিটিউট	৩টি	৫০.৯৫	২৬টি	১১টি	৩টি	৪০টি	৫০.৯৫	২৪টি	১১টি	৩টি	৩৮টি	৯৫.০০%	৪০.৮৩	৫.০০	৯.৮৯%

Atco Rothman

10.03.2024

(আতিথ্য সোশ্যালস)  
ক্রিপশাল প্রাইং অফিসার এবং প্রধান  
পরিকল্পনা ও মূল্যায়ন বিভাগ  
বাংলাদেশ ধান গবেষণা ইনস্টিটিউট  
গাজীপুর-১৭০১